

For quicker hassle-free canteen and uniforms payments try Qkr! today.



Introducing *Qkr!* (pronounced 'quicker') by MasterCard: the easy-to-use phone app that gives you the flexibility to place orders at a time and place that suits you. *Qkr!*:

- Saves you time by letting you order and pay for school items directly from your phone;
- Reduces the need for your child to bring cash to school;



Getting started is easy – try it yourself today

Step 1 Download Qkr!

on your Android phone or iPhone. iPad users can download iPhone app



Step 2 Register

Select your Country of Residence as 'Australia' and follow the steps to register

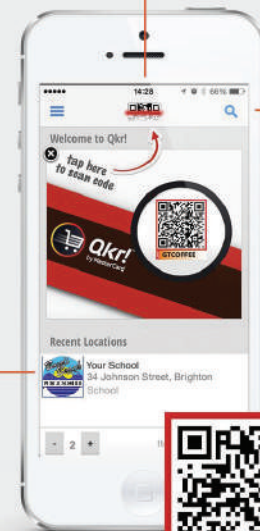
Step 3 Find our school

Scan the QR code or search for our school name. Our school will also appear in "Locations Nearby" if you are within 4kms of the school

Step 4 Register your children

When first accessing your school menu, you will be prompted to register your child. This allows you to make school orders on their behalf.

Scan QR code provided by your school



Or search for our school name

If within 4kms of the school, you can select from "Locations Nearby"

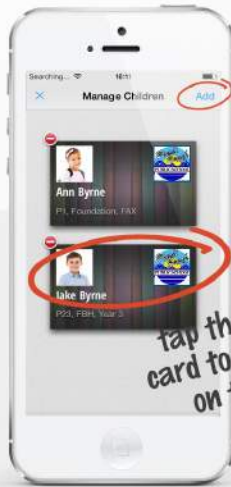


Now you're ready to order and pay for meals and other items...

Manage your children's details



add your child's details and photo



tap to add another child

tap the student card to edit details on that child



tap to show Manage Children option

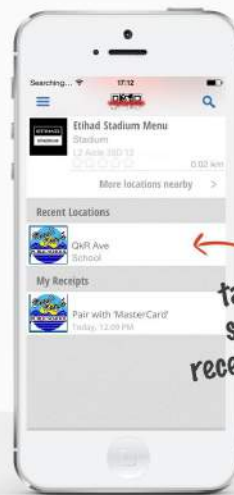
Order meals



tap on the day to see the menu and place your order



Save time & re-order

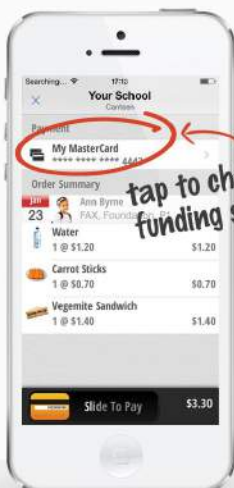


tap your school in recent locations

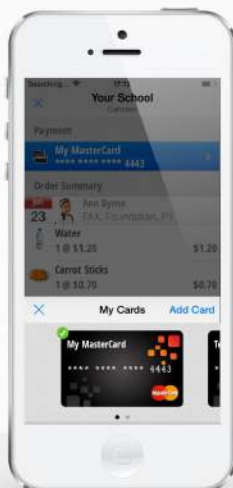


tap to copy all paid orders from last week

Add multiple payment cards



tap to change funding source



Pay with any scheme credit, debit or pre-paid card accepted by the school. At checkout, you can select from any of your registered cards.



Add up to five cards to your Qkr! account



Please send your comments or suggestions on how the Qkr! service could be improved to the school office.